

# Lehrstück Zupftechnik (4)

Zupfen mit zwei Fingern gleichzeitig (3/4 Takt)

- Viertelnoten -

geschrieben 2016 von Pit Albrecht



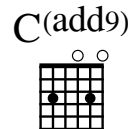
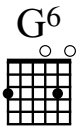
## Variation (1) 3/4 Takt

*a*  
*p*   *m*   *i*

TAB notation for Variation (1) 3/4 Takt. The notation shows a 3/4 time signature and a key signature of one sharp (F#). The strings are numbered 1 to 4. The notes are: 0, 0, 0 | 3, 0, 0 | 3, 0, 0 | 7, 0, 0. Fingering numbers 1 and 4 are indicated below the strings.

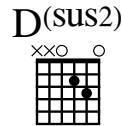
TAB notation for Variation (1) 3/4 Takt. The notation shows a 3/4 time signature and a key signature of one sharp (F#). The strings are numbered 1 to 4. The notes are: 5, 0, 0 | 3, 0, 0 | 0, 0, 0 | 0, 0, 0. Fingering numbers 2 and 1 are indicated below the strings.

## Variation (2)



*m*  
*p*   *i*   *m*   *a*

TAB notation for Variation (2) with G6 and C(add9) chords. The notation shows a 4/4 time signature and a key signature of one sharp (F#). The strings are numbered 1 to 4. The notes are: 3, 0, 3, 0 | 3, 0, 3, 0 | 3, 0, 3, 0 | 3, 0, 3, 0. Fingering numbers 3 and 3 are indicated below the strings.



TAB notation for Variation (2) with Am7 and D(sus2) chords. The notation shows a 4/4 time signature and a key signature of one sharp (F#). The strings are numbered 1 to 4. The notes are: 1, 0, 1, 0 | 1, 0, 1, 0 | 3, 2, 3, 0 | 3, 2, 3, 0. Fingering numbers 1, 0, 3, 2 are indicated below the strings.